

ELECTRONIC INSTRUMENTATION



LOAD CELLS DIGITIZER

WEIGHT TRANSMITTERS

WEIGHT INDICATORS

WEIGHBRIDGE INDICATORS

INTELLIGENT JUNCTION BOXES

WEB SERVER MASTER

Certifications



“Made in Italy” electronic Instruments for weighing and batching

LAUMAS produces Weight Indicators and Transmitters for PC/PLC connection to the most important international brands (Siemens, Rockwell Automation, Allen-Bradley, B&R Automation, Omron, Beckhoff, Schneider, Panasonic, Mitsubishi, Bosch Rexroth, Vipa, ABB, etc.) through the main fieldbuses on the market (Modbus RTU, Modbus TCP, PROFIBUS DP, PROFINET IO, Ethernet/IP, Ethernet TCP/IP, EtherCAT, POWERLINK, DeviceNet, CANopen, CC-Link, CC-Link IE, IO-Link, SERCOS III, etc.).

The wide range of products and components for industrial weighing systems is designed to be in compliance with the most relevant industry standards and is certified by the most established national and international bodies.

WEIGHT TRANSMITTERS	4
TLB series	4
TLB4 series <i>new</i>	5
TLM8 series	6
CLM8 series INTELLIGENT JUNCTION BOXES	7
LCB <i>new</i> UNIVERSAL LOAD CELLS DIGITIZER	8
TLKWF <i>new</i>	9
TLS series	10
THFPROFI	10
TLE	11
TLL	11
TLU	11
WEB SERVER MASTER - WEBLAU	12
WEIGHT INDICATORS	13
W100	13
WLIGHT <i>new</i>	13
WDOS WEIGHING AND BATCHING	13
W200 series WEIGHING AND BATCHING	14
PROG-DB SOFTWARE FOR DATA STORAGE ON PC	14
WDESK series WEIGHING AND BATCHING	15
WINOX series WEIGHING AND BATCHING	16
WTAB series	17
WEIGHBRIDGE INDICATORS	18/19
PRODUCTS OVERVIEW	20/23



SPACE SAVING COMPACT DESIGN




- Weight transmitter/indicator with six-digit red LED display (8 mm height). Space saving compact design. Four buttons for the system calibration. Six signalling LEDs.
- Dimensions: 115x25x120 mm.
- RS485 port (Modbus RTU/Laumas ASCII protocol).
- 2 digital inputs, 3 relay outputs.
- Back panel mounting on Omega/DIN rail.

Certifications:

- OIML R76:2006, class III, 3x10000 divisions, 0.2 μ V/VSI.
- OIML R61 - WELMEC Guide 8.8:2011 (M.I.D.).
- UL Recognized component - Complies with United States and Canada standards.
- Complies with the Eurasian Customs Union standards.
- NTEP - n_{max} 5000 - Class III - Complies with United States regulations for legal for trade use
- Measurement Canada - n_{max} 5000 - Class III - Complies with Canadian regulations for legal for trade use



European Community registered design.

**TLB485**

- Standard version.

**TLB**

- 16-bit analog output:
0/4-20 mA; 0-5/10 V; \pm 5/10 V.

**TLB CANOPEN**

- The instrument works as *slave* in a synchronous CANopen network.

**TLB DEVICENET**

- The instrument works as *slave* in a DeviceNet network.

**TLB CC-LINK**

- The instrument works as *Remote Device Station* in a CC-Link network and occupies 3 stations.

**TLB PROFI**

- The instrument works as *slave* in a Profibus-DP network.

**TLB PROFINET IO**

- The instrument works as *device* in a Profinet IO network.

**TLB ETHERNET/IP**

- The instrument works as *adapter* in an Ethernet/IP network.

**TLB MODBUS/TCP**

- The instrument works as *slave* in a Modbus/TCP network.

**TLB ETHERNET TCP/IP**

- The instrument works in an Ethernet TCP/IP network and it is accessible via web browser.

**TLB ETHERCAT**

- The instrument works as *slave* in an EtherCAT network.

**TLB POWERLINK**


- The instrument works as *slave* in a Powerlink network.

**TLB SERCOS III**

- The instrument works as *slave* in a Sercos III network.

TLB4 Series

WEIGHT TRANSMITTERS - 4 INDEPENDENT READING CHANNELS



MODBUS RTU

- Weight transmitter with 4 independent reading channels with display of the total weight. Six-digit red LED display (8 mm height). Space saving compact design. Four buttons for the system calibration. Six signalling LEDs.
- Dimensions: 115x26x120 mm.
- RS485 serial port (Modbus RTU/Laumas ASCII protocol).
- 2 digital inputs, 3 relay outputs.
- Back panel mounting on Omega/DIN rail or front panel (except PROFIBUS DP version) with fixing kit included.
- Single product loading program.
- Digital equalization: the instrument allows to equalize the connected load cells response, in a fast and reliable way over time.
- Automatic diagnostics: the instrument is designed to store the percentage value of load distribution for each channel.

Optional:

- Alibi memory.

Certifications:

OIML R76:2006, class III, 3x10000 divisions, 0.25 μ V/VSI.
 OIML R61, R51 - WELMEC Guide 8.8:2017 (MID).
 UL Recognized component - Complies with United States and Canada standards.
 Complies with the Eurasian Customs Union standards.
 NMI Trade Approved - Complies with Australian market regulations for legal for trade use.
 Complies with New Zealand regulations for legal for trade use.



European Community registered design.

FRONT PANEL MOUNTING

MOUNTING ON OMEGA/DIN RAIL



TLB4 RS485

- Standard version.



TLB4

- 16-bit analog output:
0/4-20 mA; 0-5/10 V; \pm 5/10 V.



TLB4 CANOPEN



- The instrument works as *slave* in a synchronous CANopen network.



TLB4 DEVICENET



- The instrument works as *slave* in a DeviceNet network.



TLB4 CC-LINK



- The instrument works as *Remote Device Station* in a CC-Link network and occupies 3 stations.



TLB4 PROFIBUS



- The instrument works as *slave* in a Profibus-DP network.



TLB4 PROFINET IO



- The instrument works as *device* in a Profinet IO network.



TLB4 ETHERNET/IP



- The instrument works as *adapter* in an Ethernet/IP network.



TLB4 MODBUS/TCP



- The instrument works as *slave* in a Modbus/TCP network.



TLB4 ETHERNET TCP/IP



- The instrument works in an Ethernet TCP/IP network and it is accessible via web browser.



TLB4 ETHERCAT



- The instrument works as *slave* in an EtherCAT network.



TLB4 POWERLINK



- The instrument works as *slave* in a Powerlink network.



TLB4 SERCOS III



- The instrument works as *slave* in a Sercos III network.

TLM8 Series

WEIGHT TRANSMITTERS - 8 INDEPENDENT READING CHANNELS



MODBUS RTU



IP67 polycarbonate box version with transparent cover.

Dimensions: 188x188x130 mm;
8+3 cable glands-plugs.



Version with 8+3 PVC end fittings.



- Weight transmitter/indicator with backlit graphic LCD display, transmissive STN, white on blue, 128x64 pixel resolution, 60x32 mm visible area. Five-key keypad for the system calibration.
- Dimensions: 148x92x60 mm.
- RS485 port (Modbus RTU/Laumas ASCII protocol).
- 3 digital inputs, 5 relay outputs.
- Omega/DIN rail mounting suitable for back panel or junction box.
- Single product loading program.
- Weighing system with 8 independent reading channels for load cells.
- RS485 (Modbus RTU)/fieldbus transmission of the divisions for the 8 independent reading channels.
- Digital equalization of the 8 channels.
- Detailed diagnostics of the 8 channels.
- Load distribution synoptic analysis on 8 channels with backups archive: storing, retrieving, printing.
- Load distribution automatic monitoring on 8 channels.
- Significant events archive (zeroing, calibration, equalization, alarms): storing, retrieving, printing.
- TEST key for direct access to the diagnostic functions.

Optional:

- 16-bit analog output: 0/4-20 mA; 0-5/10 V.
- Additional RS485 port.
- Alibi memory.
- IP67 box version.

Certifications:

- OIML R76:2006, class III, 3x10000 divisions, 0.2 μ V/VS1.
- UL Recognized component - Complies with United States and Canada standards.
- Complies with the Eurasian Customs Union standards.

TLM8

- Standard version with analog output.

TLM8 CANOPEN



- The instrument works as *slave* in a synchronous CANopen network.

TLM8 DEVICENET



- The instrument works as *slave* in a DeviceNet network.

TLM8 CC-LINK



- The instrument works as *Remote Device Station* in a CC-Link network and occupies 3 stations.

TLM8 PROFIBUS



- The instrument works as *slave* in a Profibus-DP network.

TLM8 PROFINET IO



- The instrument works as *device* in a Profinet IO network.

TLM8 ETHERNET/IP



- The instrument works as *adapter* in an Ethernet/IP network.

TLM8 MODBUS/TCP



- The instrument works as *slave* in a Modbus/TCP network.

TLM8 ETHERNET TCP/IP



- The instrument works in an Ethernet TCP/IP network and it is accessible via web browser.

TLM8 ETHERCAT



- The instrument works as *slave* in an EtherCAT network.

TLM8 POWERLINK



- The instrument works as *slave* in a Powerlink network.

TLM8 SERCOS III



- The instrument works as *slave* in a Sercos III network.

CLM8 Series

INTELLIGENT JUNCTION BOXES - 8 INDEPENDENT READING CHANNELS

- Intelligent junction box with backlit alphanumeric LCD display, 38x16 mm visible area, two-line by eight-digit (5 mm height). Four-key keypad for the system calibration.
- RS232 and RS485 port (Modbus RTU/Laumas ASCII protocol).
- Detailed diagnostics of each load cell (max 8).
- Instant anomalies report (also on the connected indicator display).
- Digital equalization of the 8 channels.
- Load distribution analysis on 8 channels with backups archive: storing, retrieving, printing
- Load distribution automatic monitoring on 8 channels.
- Significant events archive (zeroing, calibration, equalization, alarms): storing, retrieving, printing.
- Lightning and electrical shock protection device.
- **New:**
Tilt compensation of the load receptor up to 10° via external incline sensor; also suitable for legal for trade use and on board weighing systems.

Optional:

- Alibi memory.
- Ethernet TCP/IP port for remote management (connectable to your PC, smartphone, tablet, etc. via web).


Certifications:

- OIML R76:2006, class III, 3x10000 divisions, 0.4 μ V/VS1.
- UL Recognized component - Complies with United States and Canada standards.
- Complies with the Eurasian Customs Union standards.




CLM8INOX

- IP67 AISI 304 stainless steel version.
- Dimensions 200x148x45 mm.
- 8 channels, 8+2 cable glands-plugs.



CLM4ABS-R / CLM8ABS-R

- IP67 ABS version with transparent cover.
- Dimensions 210x130x40 mm.
- 8/4 channels, 8/4+3 cable glands-plugs.
- 8/4 channels, 8/4+3 PVC end fittings.



Version with PVC end fittings.

CLM8

- Omega/DIN rail mounting version suitable for back panel or junction box.
- Dimensions: 125x92x52 mm
- 8 channels.

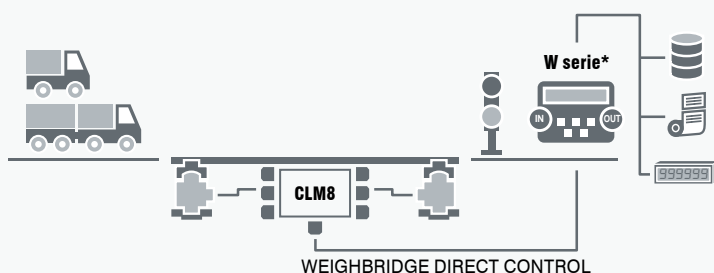


CLM8I

- Naked version, board only.
- Dimensions: 151x72x30 mm.
- 8 channels.




EXAMPLE OF WEIGHBRIDGE APPLICATION



*graphic display indicators excluded

CASTL/-8/-PG9/-GUA

- IP67 polycarbonate boxes with transparent cover.
- Dimensions 170x140x95 mm.
- 8/4 channels, 8/4+2 cable glands-plugs.
- 8/4 channels, 8/4+2 PVC end fittings.



Version with PVC end fittings.

LCB

UNIVERSAL LOAD CELLS DIGITIZER



COMING SOON



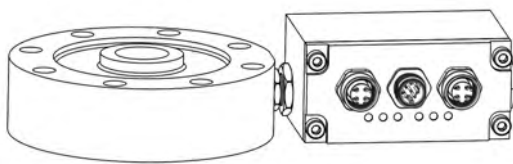
- Weight transmitter that transforms an analog load cell into a digital one. IP67 AISI 304 stainless steel box. Status LED of the communication interface. Configuration software.
- Dimensions: 90x40x93 mm (including flying connectors).
- 3x IP67 M12 connectors.
- 1 micro USB port.
- 2 digital inputs, 3 relay outputs.
- Mounting: wired or integral to the load cell body via standard 1/4 GAS fitting (specific adapters for different threads are supplied on request).
- Single product loading batching.

Optional:

- Load cell + LCB wiring.
- Alibi memory.

Certifications:

Complies with the Eurasian Customs Union standards.

MICRO USB FOR
PC CONFIGURATION

LCB WITH FLYING CONNECTORS

PC CONFIGURATION
SOFTWARE**LCB + RS485**

- RS485 serial port (Modbus RTU/Laumas ASCII protocol).

LCB MODBUS/TCP**MODBUS/TCP**

- The instrument works as *slave* in a Modbus/TCP network.

LCB + ANALOG OUTPUT

- 16-bit analog output:
0/4-20 mA; 0-5/10 V.

LCB ETHERNET TCP/IP**ETHERNET
TCP/IP**

- The instrument works in an Ethernet TCP/IP network and it is accessible via web browser.

LCB IO-LINK

- The instrument works as device in a IO-Link network.

LCB ETHERNET/IP

- The instrument works as *adapter* in an Ethernet/IP network.

LCB CANOPEN

- The instrument works as *slave* in a synchronous CANopen network.

LCB PROFINET IO

- The instrument works as *device* in a Profinet IO network.

LCB CC-LINK IE

- The instrument works as slave in a CC-Link IE network

LCB ETHERCAT

- The instrument works as *slave* in an EtherCAT network.

LCB CC-LINK

- The instrument works as *Remote Device Station* in a CC-Link network and occupies 3 stations.

LCB POWERLINK

- The instrument works as *slave* in a Powerlink network.

LCB PROFIBUS

- The instrument works as *slave* in a Profibus-DP network.

LCB SERCOS III

- The instrument works as *slave* in a Sercos III network.

- WiFi weight transmitter in IP67 box with 3 M16x1.5 cable glands. Backlit alphanumeric LCD display. Four buttons for the system calibration. Six signalling LEDs.
- Dimensions: 80x170x65 mm.
- WiFi module for wireless connection via integrated web server or via ModBus RTU, ASCII Laumas protocols.
- RS485 and RS232 serial ports (Modbus RTU/Laumas ASCII protocol).
- 2 digital inputs, 4 relay outputs.
- Connections to:
 - PC via WiFi/virtual Ethernet port
 - PC/PLC via RS485/RS232 (up to 99 instruments with line repeaters, up to 32 without line repeaters).
 - others TLKWF devices and W series Laumas instruments with OPZW1RADIO optional module via WiFi.
 - PC / smartphone / tablet via web browser (point-to-point direct connection).
 - max. 8 load cells in parallel.

Optional:

- Rechargeable external lead battery.
- Rechargeable internal NiMH battery.

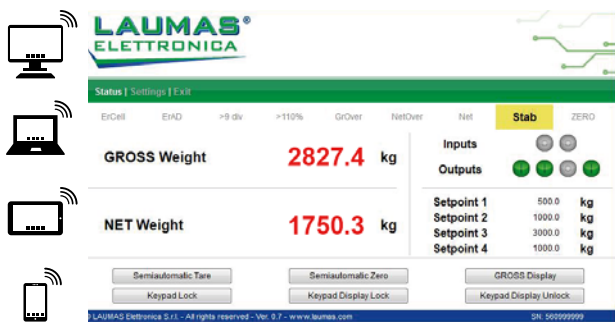
Certifications:

OIML R76:2006, class III, 3x10000 divisions, 0.6 μ V/VS1.
 UL Recognized component - Complies with United States and Canada standards.
 Complies with the Eurasian Customs Union standards.



WiFi WEB SERVER & SITE

Integrated web site in combination with WiFi connection for supervision, management and remote control of the weight transmitter. The web site is displayed on PC, smartphone and tablet with standard browsers (Explorer, Safari, Chrome, etc).



OPTIONS ON REQUEST



DESCRIPTION

Rechargeable external lead battery

- 12 V - 2200 mAh capacity.
- IP67 polycarbonate waterproof box with transparent cover.
- Battery charger.

Rechargeable internal NiMH battery

- 8 elements - 1.2 V - AA type - 2450 mAh capacity.
- Supplied already installed in the instrument with external dedicated switch.

TLS Series

WEIGHT TRANSMITTERS

- Weight transmitter/indicator with six-digit red LED display (8 mm height). Four-key keypad for the system calibration. Six signalling LEDs.
- Dimensions: 123x92x50 mm.
- RS485 port (Modbus RTU/Laumas ASCII protocol).
- 2 digital inputs, 2 optorelays outputs.
- Omega/DIN rail mounting suitable for back panel or junction box.

Optional:

- Box versions: IP67, IP67 ATEX II 3GD.

Certifications:

UL Recognized component - Complies with United States and Canada standards.
Complies with the Eurasian Customs Union standards.




MODBUS RTU




TLS

- 16-bit analog output: 0/4-20 mA; 0-5/10 V; $\pm 5/10$ V.



TLS485

- Standard version.



IP67 VERSION

IP67 VERSION WITH KEYPAD

IP67 ATEX II 3GD VERSION



THFPROFI

WEIGHT TRANSMITTER

- Weight transmitter/indicator with six-digit red LED display (11 mm height). Four-key keypad for the system calibration. Six signalling LEDs.
- Dimensions: 148x92x50 mm.
- Slave PROFIBUS DP port (max 32 instruments without line repeaters; max 126 instruments with line repeaters).
- RS485 port (Modbus RTU/Laumas ASCII protocol).
- 1 digital input, 1 relay output.
- Omega/DIN rail mounting suitable for back panel or junction box.

Optional:

- Box versions: IP67, IP67 ATEX II 3GD.


Certifications:

UL Recognized component - Complies with United States and Canada standards.
Complies with the Eurasian Customs Union standards.



PROFI
BUS

MODBUS RTU



IP67 VERSION

IP67 VERSION WITH KEYPAD

IP67 ATEX II 3GD VERSION



TLE

WEIGHT TRANSMITTER

- Weight transmitter with backlit alphanumeric LCD display, 38x16 mm visible area, two-line by eight-digit (5 mm height).
- Dimensions: 90x95x60 mm.
- 16-bit analog output: 0/4-20 mA; 0-5/10 V; $\pm 5/10$ V.
- RS485 port (Modbus RTU).
- Simple zero setting and full scale through digital rotary control (Encoder).
- Omega/DIN rail mounting suitable for back panel or junction box.
- The display visualizes the input's mV value and the analog output value in V or mA.

Optional:


- Box versions: IP67, IP67 ATEX II 3GD.

Certifications:

UL Recognized component - Complies with United States and Canada standards
Complies with the Eurasian Customs Union standards.



MODBUS RTU



IP67 VERSION



IP67 ATEX II 3GD VERSION



TLL - TLU

WEIGHT TRANSMITTERS

- Weight transmitter/indicator with six-digit red LED display (8 mm height). Four-key keypad for the system calibration. Six signalling LEDs.
- Dimensions: 123x92x50 mm.
- RS232 and RS485 port (Modbus RTU/Laumas ASCII protocol).
- 2 digital inputs, 4 relay outputs.
- Omega/DIN rail mounting suitable for back panel or junction box.

Optional:

- Box versions: IP67, IP67 ATEX II 3GD.
- 16-bit analog output: 0/4-20 mA; 0-5/10 V; $\pm 5/10$ V.

Certifications:

UL Recognized component - Complies with United States and Canada standards
Complies with the Eurasian Customs Union standards.



MODBUS RTU




TLL WEIGHT TRANSMITTER

- Synchronous weight transmission for PLCs without serial port.
- It takes two digital outputs and a digital input of the PLC.

TLU LOAD LIMITING DEVICE / INDICATOR


- Load cells connections continuous check.
- Three alarm thresholds normally closed and one SPDT contact (Single Pole Double Throw).



IP67 VERSION

IP67 VERSION WITH KEYPAD

IP67 ATEX II 3GD VERSION



WEBLAU

WEB SERVER MASTER (REMOTE MAINTENANCE)

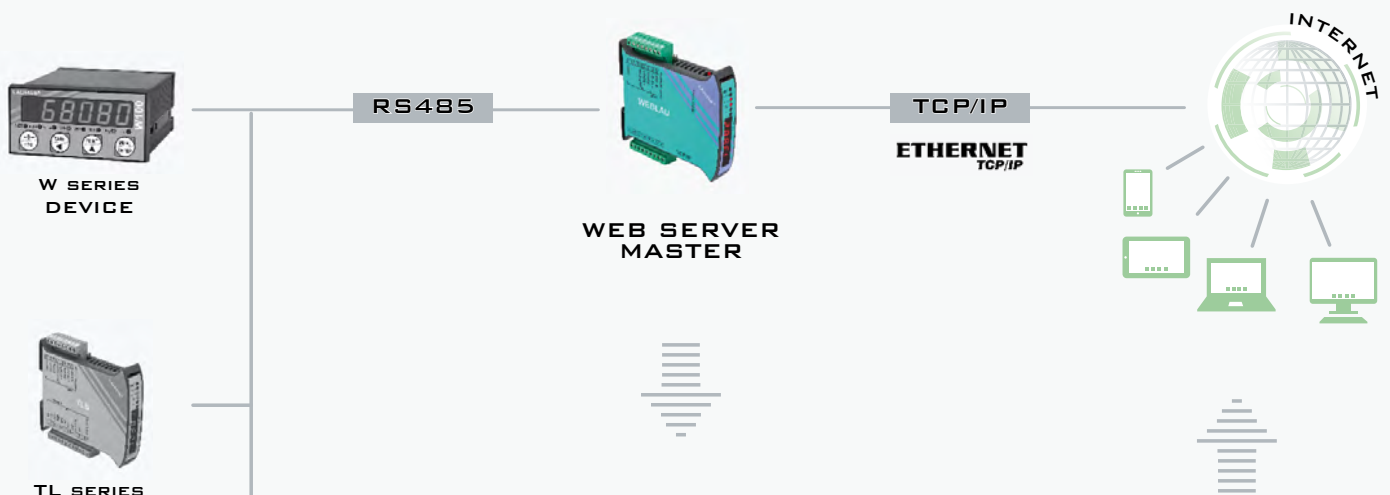
for W and TLB series instruments
max 8 instruments via RS485



The **WEBLAU** device is a useful support for all installers/dealers of Laumas weighing instruments as it **makes easier the remote maintenance**, allowing to control wherever, the status of the instruments connected to RS485 including the possible anomalies.

- Web server master with six-digit red LED display (8 mm height). Space saving compact design. Four buttons.
- Dimensions: 115x25x120 mm.
- Ideal for supervision, management and remote control of the W series weight indicators and TLB series weight transmitters (max 8 instruments).
- RS485 port (Modbus RTU).
- Ethernet TCP/IP port for remote management (connectable to your PC, smartphone, tablet, etc. via web).
- Back panel mounting on Omega/DIN rail.

OPERATING DIAGRAM



INTEGRATED SOFTWARE FOR REMOTE MANAGEMENT

The screenshot shows the 'LAUMAS ELECTRONICA' web interface. The header includes 'Status | Settings | Support' and navigation links like 'Ercell', 'ErcAD', '9 div', '110%', 'GrOver', 'NetOver', 'Net', 'Stat', and 'ZERO'. The main display shows 'DEV 2' selected. The 'Gross weight' is 130 kg and the 'Net weight' is 124 kg. There are 'Input' and 'Output' buttons. A table lists setpoints: SetPoint 1 (100 kg), SetPoint 2 (121 kg), SetPoint 3 (200 kg), SetPoint 4 (300 kg), and SetPoint 5 (10000 kg). At the bottom, there are control buttons for 'Semiautomatic tare', 'Semiautomatic zero', 'Gross display', 'EEPROM Save', 'Keypad lock', 'Keypad/Display lock', 'Keypad/Display unlock', and 'Reset'. The footer contains copyright information: '© LAUMAS Electronica S.r.l. - All rights reserved - Ver. 1.00 - www.laumas.com' and 'SN: 140120020 ver. 10001'.

ETHERNET TCP/IP PORT FOR REMOTE MANAGEMENT VIA INTERNET BY PC, SMARTPHONE OR TABLET

Main functions:

- Net weight, gross weight and alarms displaying.
- Setpoint setting.
- Inputs/outputs check and management.

W100

WEIGHT INDICATOR

- Weight indicator in DIN case, dimensions 96x48x130 mm. IP54 front panel protection (IP65 optional). Four-key membrane keyboard. Eight signalling LEDs.
- Panel mounting.
- Six-digit red LED display (14 mm height).
- RS232 and RS485 ports (Modbus RTU/Laumas ASCII protocol).
- 3 digital inputs, 5 relay outputs.

Optional:

- 16-bit analog output: 0/4-20 mA; 0-5/10 V; ±5/10 V.
- Alibi memory.
- Additional RS485 port.

Certifications:

OIML R76:2006, class III, 3x10000 divisions, 0.2 μV/VSI.
 OIML R61 - WELMEC Guide 8.8:2011 (M.I.D.).
 UL Recognized component - Complies with United States and Canada standards.
 Complies with the Eurasian Customs Union standards.
 NMI Trade Approved - Complies with Australian market regulations for legal for trade use.
 Complies with New Zealand regulations for legal for trade use.
 Complies with United Kingdom regulations for legal for trade use

On request:

Pattern Approval Certificate for measuring instruments (Russian Federation).
 NTEP - n_{max} 10000 - Class III/IIIL - Complies with United States regulations for legal for trade use.



MODBUS RTU



METRIC LABEL SUPPORT
124x77x1.5 mm



WLIGHT

WEIGHT INDICATOR

- Weight indicator in ABS, dimensions: 280x120x200 mm. Five-key membrane keyboard. Eight signalling LEDs.
- Possible installations: wall, column, desk.
- Six-digit red LED display (20 mm height).
- RS232 serial port (Modbus RTU/Laumas ASCII protocol).

Optional:

- Alibi memory.
- Power supply with eight rechargeable batteries type AA 1.2 V.

Certifications:

OIML R76:2006, class III, 3x10000 divisions, 0.2 μV/VSI.
 OIML R61 - WELMEC Guide 8.8:2011 (M.I.D.).
 UL Recognized component - Complies with United States and Canada standards.
 Complies with the Eurasian Customs Union standards.
 Complies with United Kingdom regulations for legal for trade use
 NTEP - n_{max} 10000 - Class III/IIIL - Complies with United States regulations for legal for trade use.



MODBUS RTU



WDOS

WEIGHING AND BATCHING

WEIGHT INDICATOR

- Weight indicator in DIN case, dimensions 96x96x130 mm. IP54 front panel protection (IP65 optional). Ten-key membrane keyboard. Eight signalling LEDs.
- Panel mounting.
- Multiprogram: single loading/unloading and multi-product batchings, 99 formulas.
- Backlit graphic LCD display, 60x32 mm, 128x64 pixel.
- Six-digit red LED display (10 mm height).
- RS232 and RS485 ports (Modbus RTU/Laumas ASCII protocol).
- 3 digital inputs, 5 relay outputs.

Optional:

- Data storage on USB pen drive.
- 16-bit analog output: 0/4-20 mA; 0-5/10 V; ±5/10 V.
- Alibi memory.
- Additional RS485 port.
- Fieldbuses: Profibus DP, DeviceNet, CANopen, Profinet IO, Modbus/TCP, Ethernet/IP, Ethernet TCP/IP for remote management (connectable to your PC, smartphone, tablet, etc. via web).

Certifications:

OIML R76:2006, class III, 3x10000 divisions, 0.2 μV/VSI.
 OIML R61 - WELMEC Guide 8.8:2011 (M.I.D.).
 UL Recognized component - Complies with United States and Canada standards.
 Complies with the Eurasian Customs Union standards.
 NMI Trade Approved - Complies with Australian market regulations for legal for trade use.
 Complies with New Zealand regulations for legal for trade use.
 NTEP - n_{max} 10000 - Class III/IIIL - Complies with United States regulations for legal for trade use.

On request:

Pattern Approval Certificate for measuring instruments (Russian Federation).



MULTILINGUAL SOFTWARE



ETHERNET PORT

USB PORTS



MODBUS RTU



MODBUS/TCP



ETHERNET TCP/IP

W200 Series

WEIGHING AND BATCHING

WEIGHT INDICATORS

- Weight indicator in DIN case, dimensions 96x96x130 mm. IP54 front panel protection (IP65 optional). Five-key membrane keyboard. Eight signalling LEDs.
- Possible installations: panel, wall (W200BOX-EC)
- Multiprogram: single loading/unloading and multi-product batchings, max 99 formulas.
- Six-digit red LED display (14 mm height).
- RS232 and RS485 ports (Modbus RTU/Laumas ASCII protocol).
- 3 digital inputs, 5 relay outputs.

Optional:


- Data storage on USB pen drive.
- 16-bit analog output: 0/4-20 mA; 0-5/10 V; $\pm 5/10$ V.
- Alibi memory.
- Additional RS485 port.
- Fieldbuses: Profibus DP, DeviceNet, CANopen, Profinet IO, Modbus/TCP, Ethernet/IP, Ethernet TCP/IP for remote management (connectable to your PC, smartphone, tablet, etc. via web).

Certifications:

- OIML R76:2006, class III, 3x10000 divisions, 0.2 μ V/VS1.
- OIML R61 - WELMEC Guide 8.8:2011 (M.I.D.).
- UL Recognized component - Complies with United States and Canada standards.
- Complies with the Eurasian Customs Union standards.
- NMI Trade Approved - Complies with Australian market regulations for legal for trade use.
- Complies with New Zealand regulations for legal for trade use.
- Complies with United Kingdom regulations for legal for trade use
- NTEP - n_{max} 10000 - Class III/IIIL - Complies with United States regulations for legal for trade use.

On request:

- Pattern Approval Certificate for measuring instruments (Russian Federation).



MODBUS RTU

PROFINET BUS

DeviceNet

CANopen

PROFINET PIV

MODBUS/TCP

EtherNet/IP

ETHERNET TCP/IP

ETHERNET PORT

USB PORTS



W200 series weight indicator into IP67/IP64 box

- Polycarbonate box, dimensions 170x140x95 mm, four fixing holes $\varnothing 4$ mm, 6 M16x1.5 cable glands.
- Five-key membrane keyboard. Eight signalling LEDs.
- Wall mounting.



W200BOX



W200BOX-EC

External switch for formula selection (EC option), Start and Stop buttons.

ATEX II 3GD VERSION WITH 6 CABLE GLANDS



VERSION WITH 6 PVC END FITTINGS



W200 series weight indicator into explosion proof box

The system is composed of:

- Explosion proof box, ATEX II 2(1) GD approved, provided with heat-resistant transparent tempered glass window and 5 external buttons which performs the same functions as W200 keyboard.
- W200 series weight indicator.
- Passive fail-safe Zener barriers, ATEX II (1) GD approved.



ADPEW200

PROG-DB

SOFTWARE FOR DATA STORAGE ON PC

The software enables managing via PC any data (performed weighings, batching data, alarms) coming from the following weight indicators series: W200, WDOS, WDESK, WINOX, WTAB.

The stored data can be consulted, printed out, used to carry out searches and exported in CSV.

USB KEY INCLUDED



Multilanguage software included in the supply of OPZWDATIPC and OPZWUSB options.

Data transfer from the instrument to the PC can take place in two ways:

- via USB key (OPZWUSB option).
- in serial mode (OPZWDATIPC option): RS232 or RS485 via converter.

WDESK Series

WEIGHING AND BATCHING

WEIGHT INDICATORS



MULTILINGUE
SOFTWARE



WDESK-G

- Backlit graphic LCD display, 133x39 mm, 240x64 pixel.
- 21-key membrane keyboard.
- Statistical checking of prepackages.

Optional:

- Barcode reader and PC keyboard management via USB.



WDESK-L

- Six-digit backlit LCD display (20 mm height).
- Six-key membrane keyboard. 46 indicator symbols.



WDESK-R

- Six-digit red LED display (20 mm height).
- Six-key membrane keyboard. 16 signalling LEDs.

- Weight indicator in ABS, dimensions 226x122x164 mm. IP67 protection rating.
- Different versions for various types of electrical connections: cable glands, D-SUB connectors, removable terminal.
- Possible installations: wall, panel, column, desk.
- Multiprogram: single loading/unloading and multi-product batchings, 99 formulas.
- RS232 and RS485 ports (Modbus RTU/Laumas ASCII protocol).
- 3 digital inputs, 5 relay outputs.

Optional:

- Weight radio transmission (Wi-Fi).
- Data storage on USB pen drive.
- 16-bit analog output: 0/4-20 mA; 0-5/10 V; $\pm 5/10$ V.
- Alibi memory.
- Additional RS485 port.
- Eight rechargeable batteries type AA 1.2 V.
- Fieldbuses: Profibus DP, DeviceNet, CANopen, Profinet IO, Modbus/TCP, Ethernet/IP, Ethernet TCP/IP for remote management (connectable to your PC, smartphone, tablet, etc. via web).

Certifications:

OIML R76:2006, class III, 3x10000 divisions, 0.2 μ V/VSI.

OIML R61 - WELMEC Guide 8.8:2011 (M.I.D.).

UL Recognized component - Complies with United States and Canada standards.

Complies with the Eurasian Customs Union standards.

NMI Trade Approved - Complies with Australian market regulations for legal for trade use.

Complies with New Zealand regulations for legal for trade use.

Complies with United Kingdom regulations for legal for trade use

NTEP - n_{max} 10000 - Class III/IIIL - Complies with United States regulations for legal for trade use.

On request:

Pattern Approval Certificate for measuring instruments (Russian Federation).

European Community registered design.



M16x1.5 CABLE GLANDS



PANEL VERSION
extractable terminal board



IP67 ATEX II 3GD VERSION



IP40 VERSION
WITH D-SUB CONNECTORS



ETHERNET PORT



USB PORT



PANEL MOUNTING



WALL MOUNTING WITH
STAINLESS STEEL
ADJUSTABLE BRACKET



COLUMN MOUNTING
WITH ABS ADJUSTABLE
BRACKET

WINOX Series

WEIGHING AND BATCHING

WEIGHT INDICATORS

- Weight indicator in AISI 304 stainless steel, dimensions 206x286x108 mm, stainless steel adjustable bracket included (overall dimensions: 206x290x187 mm). IP68 protection rating (IP69K optional).
- Different versions for various types of electrical connections: cable glands, D-SUB connectors, removable terminal.
- Possible installations: wall, panel, column, desk.
- Multiprogram: single loading/unloading and multi-product batchings, 99 formulas.
- RS232 and RS485 ports (Modbus RTU/Laumas ASCII protocol).
- 3 digital inputs, 5 relay outputs.

Optional:

- IP69K protection rating.
- Weight radio transmission (Wi-Fi).
- Data storage on USB pen drive.
- 16-bit analog output: 0/4-20 mA; 0-5/10 V; ±5/10 V.
- Alibi memory.
- Additional RS485 port.
- Power supply with internal rechargeable 12 V 2.2 Ah battery.
- Fieldbuses: Profibus DP, DeviceNet, CANopen, Profinet IO, Modbus/TCP, Ethernet/IP, Ethernet TCP/IP for remote management (connectable to your PC, smartphone, tablet, etc. via web).

Certifications:

- OIML R76:2006, class III, 3x10000 divisions, 0.2 μV/VSI
- OIML R61 - WELMEC Guide 8.8:2011 (M.I.D.).
- UL Recognized component - Complies with United States and Canada standards.
- Complies with the Eurasian Customs Union standards.
- NMI Trade Approved - Complies with Australian market regulations for legal for trade use.
- Complies with New Zealand regulations for legal for trade use.
- Complies with United Kingdom regulations for legal for trade use
- NTEP - n_{max} 10000 - Class III/IIIL - Complies with United States regulations for legal for trade use.

On request:

Pattern Approval Certificate for measuring instruments (Russian Federation).



European Community registered design.

M16x1.5 CABLE GLANDS

PANEL VERSION extractable terminal board

IP67 ATEX II 3GD VERSION



ETHERNET PORT

USB PORT



IP40 VERSION WITH D-SUB CONNECTORS



PANEL MOUNTING

COLUMN MOUNTING WITH ABS SUPPORT FOR BRACKET



DESK VERSION (286x85x206 mm)



MULTILINGUE SOFTWARE



Standard version with stainless steel adjustable bracket

WINOX-2G

- Backlit graphic LCD display, 128x75 mm, 240x128 pixel.
- 27-key membrane keyboard.
- Statistical checking of prepackages.

Optional:

- Barcode reader and PC keyboard management via USB.



MULTILINGUE SOFTWARE



WINOX-G

- Backlit graphic LCD display, 133x39 mm, 240x64 pixel.
- 21-key membrane keyboard.
- Statistical checking of prepackages.

Optional:

- Barcode reader and PC keyboard management via USB.



WINOX-L

- Six-digit backlit LCD display (20 mm height).
- Six-key membrane keyboard.
- 46 indicator symbols.



WINOX-R

- Six-digit red LED display (20 mm height).
- Six-key membrane keyboard.
- 16 signalling LEDs.

WTAB Series

WEIGHT INDICATORS



WTAB-2G

MULTILINGUAL
SOFTWARE

- Backlit graphic LCD display, 128x75 mm, 240x128 pixel.
- 27-key membrane keyboard.
- Statistical checking of prepackages.

Optional:

- Barcode reader and PC keyboard management via USB.



WTAB-R

- Six-digit red LED display (20 mm height).
- Eight-key membrane keyboard. 16 signalling LEDs.

- Weight indicator in ABS, dimensions 315x315x170 mm. IP40 protection rating.
- Ideal for desk mounting, ergonomic design.
- RS232 and RS485 ports (Modbus RTU/Laumas ASCII protocol).
- 3 digital inputs, 5 relay outputs.

Optional:

- Integrated thermal printer.
- Weight radio transmission (Wi-Fi).
- Data storage on USB pen drive.
- 16-bit analog output: 0/4-20 mA; 0-5/10 V; $\pm 5/10$ V.
- Alibi memory.
- Additional RS485 port.
- Power supply with internal rechargeable 12 V 2.2 Ah battery.
- Fieldbuses: Profibus DP, DeviceNet, CANopen, Profinet IO, Modbus/TCP, Ethernet/IP, Ethernet TCP/IP for remote management (connectable to your PC, smartphone, tablet, etc. via web).

Certifications:

OIML R76:2006, class III, 3x10000 divisions, 0.2 μ V/VSI.
 OIML R61 - WELMEC Guide 8.8:2011 (M.I.D.).
 UL Recognized component - Complies with United States and Canada standards.
 Complies with the Eurasian Customs Union standards.
 NMI Trade Approved - Complies with Australian market regulations for legal for trade use.
 Complies with New Zealand regulations for legal for trade use.
 Complies with United Kingdom regulations for legal for trade use
 NTEP - n_{max} 10000 - Class III/IIIL - Complies with United States regulations for legal for trade use.

On request:

Pattern Approval Certificate for measuring instruments (Russian Federation).

European Community registered design.



- INTEGRATED 24-COLUMN THERMAL PRINTER
- ETHERNET PORT
- USB PORT



BOTTOM VIEW WITH D-SUB CONNECTORS (IP40)

WEIGHBRIDGE INDICATORS

- Weight indicator for weighbridge in ABS or AISI 304 stainless steel.
- Ideal for desk mounting (WDESK series: also wall mounting).
- IP40 protection rating (D-SUB connectors).
- *BL version*: six-digit backlit LCD display (20 mm height), 46 indicator symbols, 19-key membrane keyboard.
- *BR version*: six-digit red LED display (20 mm height), 16 signalling LEDs, 19-key membrane keyboard.
- *BGE version*: backlit graphic LCD display, 240x64 pixel, 52-key membrane keyboard.
- *BL - BR version*: 3 serial ports (1x RS232 and 2x RS485, Modbus RTU/Laumas ASCII protocol).
- *BGE version*: 1 Ethernet TCP/IP port, 2 USB ports, 4 serial ports (2x RS232 and 2x RS485, Modbus RTU/Laumas ASCII protocol).
- *BL - BR version*: 2 digital inputs, 4 relay outputs.
- *BGE version*: 3 digital inputs, 5 relay outputs.

Optional:

- *BGE version*: 12.2 V rechargeable lead battery, 2.2 mAh capacity (WTAB only).
- Alibi memory.
- Integrated thermal printer (WTAB only).

Certifications:

OIML R76:2006, class III, 3x10000 divisions, 0.2 μ V/VSI.
UL Recognized component - Complies with United States and Canada standards.

Complies with the Eurasian Customs Union standards.

NMI Trade Approved - Complies with Australian market regulations for legal for trade use.

Complies with New Zealand regulations for legal for trade use.

Complies with United Kingdom regulations for legal for trade use.

NTEP - n_{max} 10000 - Class III/IIIL - Complies with United States regulations for legal for trade use.

On request:

Pattern Approval Certificate for measuring instruments (Russian Federation).



Main functions:

- Double weighing (entry and exit), single weighing (entry and exit), double weighing with trailer, single weighing with trailer, multiple weighing (weighing of multi-compartment trucks).
- Open input weighs archive (max 254).
- *BL - BR version*: trucks database with password, max 999 preset tare that can be stored and recalled.
- *BGE version*: database with 500 vehicles (license plates, predetermined tare), products, customers and operators.
- Up to 10000 weighed values that can be saved in alibi memory (optional).
- Traffic light management function (two-lights).
- Totals management (loaded and unloaded material).
- Printing of displayed weight, printing of open weighings, printing of totals, printing of last weighing.
- *BL - BR version*: customizable printouts header via PC software.
- *BGE version*: customizable printouts header and footer via PC software.
- Supported external printers: Epson TM-U295, Epson LX300, Custom Kube II, Laumas STAVT II. Other models on request.
- *BGE version*: barcode reader management with printing and open weighing ID recall. Data transfer to USB pendrive (included).

European Community registered design.



MULTILINGUAL
SOFTWARE

WTAB-BGE



MULTILINGUAL
SOFTWARE

WINOX-BGE



WALL MOUNTING WITH STAINLESS
STEEL ADJUSTABLE BRACKET



WDESK-BL



WTAB-BR



WINOX-BR



WDESK-BR

VEHICLE WEIGHING

LOAD CELLS



Compression column load cells.
Anti-rotation system.



Double shear beam load cells
equipped with bases and ball.

JUNCTION BOXES



CE81INOX



CE81P

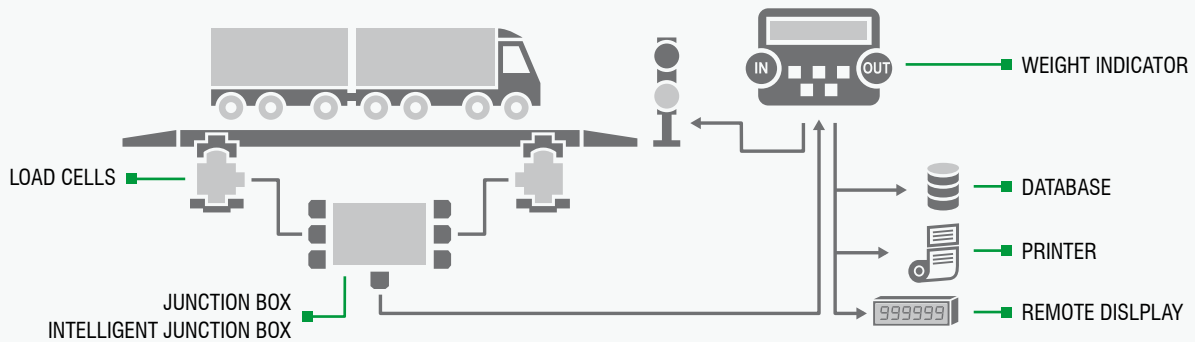
INTELLIGENT JUNCTION BOXES



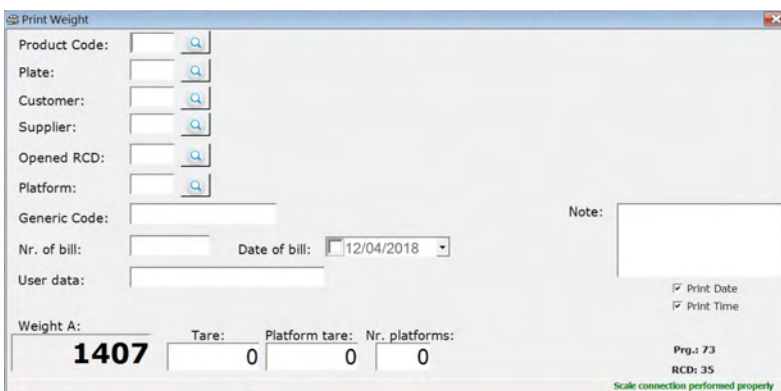
CLM4ABS / CLM8ABS



CLM8INOX



PC SOFTWARE FOR WEIGHBRIDGE MANAGEMENT

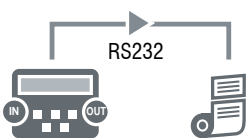


TRUCKS DATABASE



The trucks database allows you to associate a preset tare value to an identification code (ID). This value may be subsequently recalled rapidly from the keyboard.

PRINTERS



Integrated thermal printer

WTAB-BR



WTAB-BGE



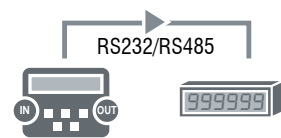
STAVT II



Supported external printers:
Epson TM-U295
Epson LX300
Custom Kube II
Laumas STAVT II
Other models on request.

Epson name is the exclusive property of Seiko Epson Corporation.
Custom name is the exclusive property of Custom Group SpA













REMOTE DISPLAY



Suitable for weight
remote displaying.



Products overview: DIGITIZER - WEIGHT TRANSMITTERS - INTELLIGENT JUNCTION BOXES

						
	DIGITIZER	TRANSMITTER	TRANSMITTER	TRANSMITTER	TRANSMITTER	TRANSMITTER
	LCB	Serie TLB4	Serie TLB	Serie TLM8	Serie TLK	Serie TLS
Housing material	AISI 304 stainless steel	ABS	ABS	ABS	PC	ABS
Mounting	Integral to the load cell body or wired	Back panel mounting on Omega/DIN rail or front panel	Back panel mounting on Omega/DIN rail	Back panel mounting on Omega/DIN rail or junction box	Wall	Back panel mounting on Omega/DIN rail or junction box
Dimensions mm	90x40x93 (incl. flying connectors)	115x26x120	115x25x120	148x92x60	80x170x65	123x92x50
Protection rating	IP67	-	-	-	IP67	-
Supply	12÷24 VDC ±10% - 5 W	12÷24 VDC ±10% - 5 W	12÷24 VDC ±10% - 5 W	12÷24 VDC ±10% - 5 W	12÷24 VDC ±10% - 2 W	12÷24 VDC ±10% - 5 W
Battery	-	-	-	-	<i>Optional</i>	-
Display	-	Red LED	Red LED	Graphic LCD	LCD	Red LED
Keyboard	-	4 buttons	4 buttons	5-key	4-key	4-key
A/D Converter	24 bit (16000000 points) 4.8 kHz	4 channels 24 bit (16000000 points) 4.8 kHz	24 bit (16000000 points) 4.8 kHz	8 channels 24 bit (16000000 points) 4.8 kHz	24 bit (16000000 points) 4.8 kHz	24 bit (16000000 points) 80 Hz
Divisions *	±999999 - 6.6 nV/d	±999999 - 0.01 µV/d	±999999 - 0.01 µV/d	±999999 - 0.01 µV/d	±999999 - 0.01 µV/d	±999999 - 0.01 µV/d
Divisions CCEM approved	-	3x10000e - 0.25 µV/VSI	3x10000e - 0.2 µV/VSI	3x10000e - 0.2 µV/VSI	3x10000e - 0.6 µV/VSI	-
Analog output	✓ (cod. LCBRS485ANA)	✓ (cod. TLB4)	✓ (cod. TLB)	✓	-	✓ (cod. TLS)
No. relay outputs	3	3	3	5	4	2
No. digital inputs	2	2	2	3	2	2
Serial port	RS485 (Modbus RTU) (cod. LCBRS485)	RS485 (Modbus RTU)	RS485 (Modbus RTU)	RS485 (Modbus RTU)	RS232, RS485 (Modbus RTU)	RS485 (Modbus RTU)
Wireless connection	-	-	-	-	✓ (cod. TLKWF)	-
Fieldbuses	<i>Optional:</i> IO-Link CANopen CC-Link IE CC-Link PROFIBUS DP PROFINET IO Ethernet/IP Modbus/TCP EtherCAT POWERLINK SERCOS III	<i>Optional:</i> CANopen DeviceNet CC-Link PROFIBUS DP PROFINET IO Ethernet/IP Modbus/TCP EtherCAT POWERLINK SERCOS III	<i>Optional:</i> CANopen DeviceNet CC-Link PROFIBUS DP PROFINET IO Ethernet/IP Modbus/TCP EtherCAT POWERLINK SERCOS III	<i>Optional:</i> CANopen DeviceNet CC-Link PROFIBUS DP PROFINET IO Ethernet/IP Modbus/TCP EtherCAT POWERLINK SERCOS III	-	-
Alibi memory Optional	-	✓	-	✓	-	-
Box versions Optional	-	-	-	IP67 188x188x130 mm	-	IP67, IP67 ATEX II 3GD 170x140x95 mm
Certifications						

*) with measure range ±10 mV and sensitivity 2 mV/V




TRANSMITTER



TRANSMITTER



TRANSMITTER



TRANSMITTER



INTELLIGENT JUNCTION BOXES

THFPROFI	TLE	TLL	TLU	CLM8INOX	CLM4ABS CLM8ABS	CLM8TL	CLM8	CLM8I
ABS	ABS	ABS	ABS	Inox	ABS	PC	-	-
Back panel mounting on Omega/DIN rail or junction box	Back panel mounting on Omega/DIN rail or junction box	Back panel mounting on Omega/DIN rail or junction box	Back panel mounting on Omega/DIN rail or junction box	Junction box	Junction box	Junction box	Back panel mounting on Omega/DIN rail	-
148x92x50	90x95x60	123x92x50	123x92x50	200x148x45	210x130x40	170x140x95	125x92x52	151x72x30
-	-	-	-	IP67			-	-
12÷24 VDC ±10% - 5 W	12÷24 VDC ±10% - 3 W	12÷24 VDC ±10% - 5 W	12÷24 VDC ±10% - 5 W	12÷24 VDC ±10% - 5 W				
-	-	-	-	-				
Red LED	LCD	Red LED	Red LED	LCD				
4-key	Encoder with integrated button	4-key	4-key	4-key				
24 bit (16000000 points) 4.8 kHz	24 bit (16000000 points) 4.8 kHz	24 bit (16000000 points) 80 Hz	24 bit (16000000 points) 80 Hz	8 channels 24 bit (16000000 points) 4.8 kHz				
±999999 - 0.01 μV/d	±200000 - 0.01 μV/d	±999999 - 0.01 μV/d	±999999 - 0.01 μV/d	±999999 - 0.01 μV/d				
3x10000e - 0.2 μV/VSI	-	-	-	3x10000e - 0.4 μV/VSI				
-	✓	✓ (cod. TLLANA)	✓ (cod. TLUANA)	-				
1	-	4	4	-				
1	-	2	2	-				
RS485 (Modbus RTU)	RS485 (Modbus RTU)	RS232, RS485 (Modbus RTU)	RS232, RS485 (Modbus RTU)	RS232, RS485 (Modbus RTU)				
-	-	-	-	-				
PROFIBUS DP slave	-	-	-	<i>Optional:</i> Ethernet TCP/IP				
-	-	-	-	✓				
IP67, IP67 ATEX II 3GD 170x140x95 mm	IP67, IP67 ATEX II 3GD 170x140x95 mm	IP67, IP67 ATEX II 3GD 170x140x95 mm	IP67, IP67 ATEX II 3GD 170x140x95 mm	-				

Products overview: WEIGHT INDICATORS



W200 series **

WDESK series

	W100	W200	W200BOX W200BOXEC	WDOS	WLIGHT	-G	-L	-R
Housing material	PPO	PPO	PC	PPO	ABS	ABS		
Mounting	Panel	Panel	Wall	Panel	Wall, column, desk	Wall, panel, column, desk		
Dimensions mm	96x48x130	96x96x130	170x140x95	96x96x130	280x120x200	226x122x164		
Protection rating	IP54 <i>optional: IP65</i>	IP54 <i>optional: IP65</i>	IP67	IP54 <i>optional: IP65</i>	IP40	IP67		
Supply	12÷24 VDC ±10% - 5 W	12÷24 VDC ±10% - 5 W		12÷24 VDC ±10% - 5 W	12÷24 VDC ±10% - 6 W	12÷24 VDC ±10% - 6 W		
Supply 115/230 VAC 50/60 Hz <i>optional</i>	-	✓ not compatible with fieldbus	-	✓ not compatible with fieldbus	-	✓ <i>not available for D version</i>		
Power supply 24 V 450 mA, input 100-240 VAC	-	-	-	-	-	✓ <i>included for P - D versions</i>		
Battery <i>optional</i>	-	-	-	-	✓	✓		
Display	Red LED	Red LED		Graphic LCD Red LED	Red LED	Graphic LCD 133x39 mm	LCD	Red LED
Keyboard	4-key	5-key		10-key	5-key	21-key	6-key	6-key
A/D Converter	24 bit (16000000 points) 4.8 kHz	24 bit (16000000 points) 4.8 kHz		24 bit (16000000 points) 4.8 kHz	24 bit (16000000 points) 4.8 kHz	24 bit (16000000 points) 4.8 kHz		
Divisions *	±999999 - 0.01 µV/d	±999999 - 0.01 µV/d		±999999 - 0.01 µV/d	±999999 - 0.01 µV/d	±999999 - 0.01 µV/d		
Divisions C€ M <i>approved</i>	3x10000e 0.2 µV/VSI	3x10000e 0.2 µV/VSI		3x10000e 0.2 µV/VSI	-	3x10000e 0.2 µV/VSI		
Analog output <i>optional</i>	✓	✓		✓	-	✓		
No. relay outputs	5	5		5	-	5		
No. digital inputs	3	3		3	-	3		
Serial port	RS232, RS485 (Modbus RTU)	RS232, RS485 (Modbus RTU)		RS232, RS485 (Modbus RTU)	RS232 (Modbus RTU)	RS232, RS485 (Modbus RTU)		
Wireless connection	-	-		-	-	✓ <i>OPZW1RADIO: optional WiFi module</i>		
Fieldbuses	-	<i>Optional:</i> PROFIBUS DP DeviceNet CANopen PROFINET IO Modbus/TCP Ethernet/IP Ethernet TCP/IP		<i>Optional:</i> PROFIBUS DP DeviceNet CANopen PROFINET IO Modbus/TCP Ethernet/IP Ethernet TCP/IP	-	<i>Optional:</i> PROFIBUS DP DeviceNet CANopen PROFINET IO Modbus/TCP Ethernet/IP Ethernet TCP/IP		
USB port <i>optional</i>	-	✓	-	✓	-	✓		
Batching programs	-	✓		✓	-	✓		
Multilingual software	-	-		✓	-	✓	-	-
Alibi memory <i>optional</i>	✓	✓		✓	-	✓		
Certifications								

*) with measure range ±10 mV and sensitivity 2 mV/V

**) ADPEW200 ATEX explosion proof box, W200 indicators, Zener barriers.



WINOX series



WTAB series



WEIGHBRIDGE INDICATORS series

WINOX series				WTAB series		WDESK		WINOX		WTAB	
-2G	-G	-L	-R	-2G	-R	-BL	-BR	-BGE	-BR	-BGE	-BR
AISI 304 stainless steel				ABS		ABS		AISI 304 stainless steel		ABS	
Wall, panel, column, desk				Desk		Wall, desk		Desk		Desk	
206x286x108				315x315x170		226x122x164		286x85x206		315x315x170	
IP68 optional: IP69K				IP40				IP40			
12÷24 VDC ±10% - 6 W				12÷24 VDC ±10% - 6 W				12÷24 VDC ±10% - 6 W			
✓ available for P version				-		-		-		-	
✓ included for P - D versions				✓		✓		✓		✓	
✓ not available for D version				✓		✓		-		✓	
2G: graphic LCD 128x75 mm G: graphic LCD 133x39 mm		LCD	Red LED	2G: graphic LCD 128x75 mm G: graphic LCD 133x39 mm		Red LED	LCD	Red LED	graphic LCD 133x39 mm		Red LED
27-key	21-key	6-key	6-key	27-key	8-key	19-key	19-key	52-key	19-key	52-key	19-key
24 bit (16000000 points) 4.8 kHz				24 bit (16000000 points) 4.8 kHz		24 bit (16000000 points) 4.8 kHz		24 bit (16000000 points) 4.8 kHz		24 bit (16000000 points) 4.8 kHz	
±999999 - 0.01 µV/d				±999999 - 0.01 µV/d		±999999 - 0.01 µV/d		±999999 - 0.01 µV/d		±999999 - 0.01 µV/d	
3x10000e 0.2 µV/VSI				3x10000e 0.2 µV/VSI		3x10000e 0.2 µV/VSI		3x10000e 0.2 µV/VSI		3x10000e 0.2 µV/VSI	
✓				✓		-		-		-	
5				5		5		5		5	
3				3		3		3		3	
RS232, RS485 (Modbus RTU)				RS232, RS485 (Modbus RTU)		RS232, RS485 (Modbus RTU)		RS232, RS485 (Modbus RTU)		RS232, RS485 (Modbus RTU)	
✓ OPZW1RADIO: optional WiFi module				✓ OPZW1RADIO: optional WiFi module		-		-		-	
Optional: PROFIBUS DP DeviceNet CANopen PROFINET IO Modbus/TCP Ethernet/IP Ethernet TCP/IP				Optional: PROFIBUS DP DeviceNet CANopen PROFINET IO Modbus/TCP Ethernet/IP Ethernet TCP/IP		-		Optional: Ethernet TCP/IP		Optional: Ethernet TCP/IP	
✓				✓		-		-		✓	
✓				-		-		-		-	
✓	✓	-	-	✓	-	-	-	✓	-	✓	-
✓				✓		-		-		✓	





www.laumas.com



LAUMAS ELETTRONICA SRL

VIA I MAGGIO N. 6
43022 MONTECHIARUGOLO (PR) - ITALY

PHONE (+39) 0521 683124
FAX (+39) 0521 681091

EXPORT SALES DEPARTMENT: sales@laumas.it

w w w . l a u m a s . c o m



follow us

